

Preliminary Election Reconciliation - Unofficial Totals

Disclaimer: These numbers are subject to change as information is verified after Election Day

County: Harris

Election Name: Joint Runoff Election

Registered Voters: 14,435

Election Date: 06/10/2023

1. Voters (from election rosters)	
A. In Person Voters	785
B. By mail voters	102
C. Total Voters (A+B)	887

2. Rejected or Pending Ballots (pending review; pending voter action or rejected)	
D. Provisional Ballots Rejects or pending	3
E. Mail Ballots rejected or pending	6
F. Total Ballots rejected or pending (D+E)	9

3. Counted Ballots (from tabulation software)	
G. In person ballots counted	783
H. Mail ballot counted	95
I. Total ballots counted (G+H)	878

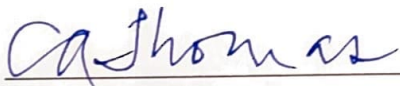
4. Comparison of voters and counted ballots

J. Difference between voters and ballot (C - F - I)	0	K. Difference as percentage of voters (J ÷ (C-F) * 100)	0.000%
--	---	--	--------


L. Notes: In Person Voters number (A) includes Re-qualified and Reconciled numbers.

5. Attestation


Q. "I certify that the information contained in this preliminary election reconciliation document accurately reflects the unofficial votes and voters as know to me on election night. The information will likely change based on provisional votes, mail ballots, and additional reconciliation efforts by election personnel."



Presiding Judge Signature



Print Name



Date

6. Ballot that could be added to the final count

Disclaimer: These numbers typically change as information is verified after Election Day

N. Mail ballots not returned or pending voter action	54	O. Estimated Provisional Ballots	3
--	----	-------------------------------------	---