



OFFICE OF ISABEL LONGORIA ELECTIONS ADMINISTRATOR HARRIS COUNTY ★ STATE OF TEXAS



DAILY RECORD OF EARLY VOTING - UNOFFICIAL TOTALS
NOVEMBER 2, 2021 - JOINT GENERAL AND SPECIAL ELECTIONS
*****UNOFFICIAL ELECTION TOTALS*****

Location	SRD/DTV	Monday	Tuesday	Wednesday	Thursday	Friday	Saturday	Sunday	Monday	Tuesday	Wednesday	Thursday	Friday	Totals
		Oct-18	Oct-19	Oct-20	Oct-21	Oct-22	Oct-23	Oct-24	Oct-25	Oct-26	Oct-27	Oct-28	Oct-29	
		7am-7pm	7am-7pm	7am-7pm	7am-7pm	7am-7pm	7am-7pm	12pm-7pm	7am-7pm	7am-7pm	7am-7pm	7am-10pm*	7am-7pm	
Harris County Administration Building	SRD001C	26	22	29	46	26	9	15	26	36	31	79	140	485
HCPL Barbara Bush Branch	SRD126C	72	119	102	111	146	97	42	172	222	190	338	667	2,278
Fairfield Inn and Suites Houston NW Willowbrook	SRD126F	15	14	8	9	12	9	8	21	32	19	41	90	278
Masjid AlSalam	SRD126M	17	27	21	25	32	37	13	45	57	61	109	190	634
Prairie View A&M University Northwest*	SRD126P*	62	75	70	51	102	69	25	161	103	169	305	499	1,691
Prairie View A&M University Northwest	DTV126P	17	13	20	19	45	20	14	35	39	43	48	108	421
Hampton Inn & Suites Houston/Atascocita	SRD127D	16	24	20	26	41	12	8	25	2	50	78	118	420
Victory Houston	SRD127V	9	8	3	5	5	3	2	6	4	14	12	14	85
Kingwood Community Center	SRD127Y	32	39	64	84	85	45	22	118	126	118	195	376	1,304
Kingwood Community Center	DTV127Y	11	9	8	7	18	29	13	20	34	28	80	109	366
J D Walker Community Center	SRD128D	10	8	4	11	13	7	0	20	16	10	13	39	151
La Porte Recreation and Fitness Center	SRD128F	16	17	21	5	14	13	2	26	17	21	28	45	225
San Jacinto Community Center	SRD128J	13	6	7	11	7	5	0	12	21	6	12	25	125
East Harris County Activity Center*	SRD128P*	28	38	42	49	40	25	9	45	81	61	145	212	775
Crosby Community Center	SRD128Z	14	16	21	23	13	9	5	17	44	28	50	77	317
Clear Creek ISD Central Support Facility	SRD129A	15	8	8	20	10	4	2	10	11	21	35	36	180
El Franco Lee Community Center	SRD129E	18	5	5	14	3	5	1	11	32	12	31	40	177
Clear Lake Islamic Center	SRD129I	13	27	23	38	45	26	12	40	71	47	77	133	552
MultiCultural Center	SRD129M	1	2	4	3	3	2	2	7	6	6	10	31	77
MultiCultural Center	DTV129M	4	2	2	2	4	2	3	3	6	0	3	3	34
Harris County Scarsdale Annex	SRD129S	26	16	27	32	41	21	8	46	76	48	91	158	590
University of Houston Clear Lake	SRD129U	25	37	31	29	54	34	11	47	53	77	95	188	681
Juergens Hall Community Center	SRD130C	211	235	160	221	356	194	105	285	349	351	613	1,067	4,147
Hockley Community Center	SRD130H	12	4	12	5	8	11	5	9	4	7	21	34	132
Saint John Lutheran Church and School	SRD130S	87	84	111	82	178	88	68	166	200	166	289	517	2,036
Tomball Public Works Building	SRD130T	56	64	62	51	88	40	20	107	140	128	248	424	1,428
Hiram Clarke Multi Service Center	SRD131	28	23	41	42	37	23	19	70	83	68	95	185	714
The Power Center	SRD131P	22	11	18	16	18	20	10	23	12	25	51	147	373
The Power Center	DTV131P	9	10	1	10	4	4	8	6	6	10	11	36	115
Raindrop Turkish House	SRD131R	23	19	14	28	29	25	8	45	39	37	87	142	496
West Orem YMCA	SRD131W	6	6	10	8	8	5	8	11	14	12	9	48	145
Hampton Inn and Suites Houston Katy	SRD132F	15	20	26	14	43	33	13	48	52	51	93	142	550
Katy Branch Harris County Public Library	SRD132K	24	31	30	35	31	40	7	37	55	66	97	188	641



OFFICE OF ISABEL LONGORIA

ELECTIONS ADMINISTRATOR

HARRIS COUNTY ★ STATE OF TEXAS



DAILY RECORD OF EARLY VOTING - UNOFFICIAL TOTALS
 NOVEMBER 2, 2021 - JOINT GENERAL AND SPECIAL ELECTIONS
 *****UNOFFICIAL ELECTION TOTALS*****

Location	SRD/DTV	Monday	Tuesday	Wednesday	Thursday	Friday	Saturday	Sunday	Monday	Tuesday	Wednesday	Thursday	Friday	Totals
		Oct-18	Oct-19	Oct-20	Oct-21	Oct-22	Oct-23	Oct-24	Oct-25	Oct-26	Oct-27	Oct-28	Oct-29	
		7am-7pm	7am-7pm	7am-7pm	7am-7pm	7am-7pm	7am-7pm	12pm-7pm	7am-7pm	7am-7pm	7am-7pm	7am-10pm*	7am-7pm	
Nottingham Park Building	SRD133	50	47	61	69	70	54	36	100	129	127	215	428	1,386
Masjid El Farooq	SRD133C	2	7	9	5	4	11	7	12	15	17	21	69	179
First Congregational Church	SRD133Z	10	21	20	23	31	37	14	46	51	54	103	166	576
Hampton Inn Galleria	SRD134G	35	44	47	56	61	66	37	76	80	85	167	253	1,007
Metropolitan MultiService Center	SRD134M	175	189	193	198	197	169	123	311	347	330	504	949	3,685
John P McGovern Texas Medical Center Commons*	SRD134T*	17	36	23	29	31	11	8	31	57	51	81	166	541
HCC West Loop South	SRD134W	53	51	57	61	87	103	62	95	103	126	213	378	1,389
HCC West Loop South	DTV134W	33	44	47	36	46	55	35	51	81	59	169	283	939
City Jersey Village Municipal Government Center	SRD135	70	75	70	83	116	86	48	154	184	158	280	550	1,874
Richard and Meg Weekley Community Center	SRD135W	99	119	107	126	159	133	79	163	219	238	405	706	2,553
Bayland Park Community Center	SRD137B	77	89	76	97	101	65	57	137	195	153	342	478	1,867
Alief ISD Center for Talent Development	SRD137C	12	16	7	7	16	30	10	25	20	17	50	85	295
Tracy Gee Community Center	SRD137T*	45	58	57	62	51	55	36	91	142	141	215	381	1,334
ISGH Bear Creek Community Center	SRD138I	11	15	12	6	12	4	8	14	27	21	68	80	278
ISGH Bear Creek Community Center	DTV138I	0	5	7	2	13	7	6	11	12	13	28	39	143
Steve Radack Community Center	SRD138R	37	35	42	31	45	27	25	58	56	61	107	193	717
Trini Mendenhall Community Center	SRD138S	76	88	82	109	113	80	26	144	194	172	258	489	1,831
Acres Homes Multi Service Center	SRD139A	17	19	29	38	38	27	19	59	68	52	114	225	705
Fallbrook Church	SRD139F	12	14	14	10	21	16	40	30	30	37	69	104	397
Fallbrook Church	DTV139F	12	15	10	5	14	9	12	25	30	24	10	74	240
Lone Star College Victory Center	SRD139V	33	16	27	17	23	23	13	51	47	24	86	203	563
Hardy Street Senior Citizens Center	SRD140	14	16	27	12	11	7	5	19	26	18	40	72	267
BakerRipley East Aldine Campus	SRD140B	14	10	7	12	10	13	9	8	21	23	31	41	199
Anclamars W Reception Hall A	SRD140X	5	7	1	1	3	2	2	6	4	5	5	14	55
Anclamars W Reception Hall	DTV140X	0	1	2	2	7	1	0	5	5	3	4	10	40
Forest Brook Middle School	SRD141A	6	4	3	5	8	6	2	5	8	3	14	13	77
Green House International Church	SRD141G	12	10	4	5	8	5	6	5	12	6	16	28	117
Humble City Hall	SRD141K	11	24	15	21	18	14	4	32	46	43	87	155	470
Lone Star College North Harris	SRD141L	8	5	3	0	2	6	3	11	18	10	26	50	142
HCC North Forest Campus	SRD141N	5	4	10	13	13	7	8	23	35	20	45	100	283
Sheldon Education and Community Center	SRD142C	2	7	4	1	4	1	1	5	1	5	9	9	49
Sheldon Education and Community Center	DTV142C	5	6	1	2	5	8	1	8	2	2	4	28	72
Houston Food Bank	SRD142H	6	2	3	4	10	4	1	5	5	5	10	11	66



OFFICE OF ISABEL LONGORIA

ELECTIONS ADMINISTRATOR

HARRIS COUNTY ★ STATE OF TEXAS



DAILY RECORD OF EARLY VOTING - UNOFFICIAL TOTALS
 NOVEMBER 2, 2021 - JOINT GENERAL AND SPECIAL ELECTIONS
 *****UNOFFICIAL ELECTION TOTALS*****

Location	SRD/DTV	Monday	Tuesday	Wednesday	Thursday	Friday	Saturday	Sunday	Monday	Tuesday	Wednesday	Thursday	Friday	Totals
		Oct-18	Oct-19	Oct-20	Oct-21	Oct-22	Oct-23	Oct-24	Oct-25	Oct-26	Oct-27	Oct-28	Oct-29	
		7am-7pm	7am-7pm	7am-7pm	7am-7pm	7am-7pm	7am-7pm	12pm-7pm	7am-7pm	7am-7pm	7am-7pm	7am-10pm*	7am-7pm	
Houston Food Bank	DTV142H	2	1	4	0	2	0	1	0	4	0	7	18	39
Kashmere MultiService Center*	SRD142K*	12	8	14	13	17	6	13	27	32	19	50	111	322
Kashmere MultiService Center	DTV142K	5	10	10	8	9	6	1	8	9	6	23	43	138
North Channel Branch Library	SRD142W	20	29	25	38	28	21	7	43	59	55	83	162	570
Martin Flukinger Community Center	SRD142Z	6	1	3	5	2	0	2	10	11	3	9	22	74
Martin Flukinger Community Center	DTV142Z	4	7	2	0	2	0	2	1	2	1	1	2	24
Alvin D Baggett Community Center	SRD143A	7	8	6	6	6	1	1	12	10	8	17	34	116
Neighborhood Centers Inc Ripley House Campus	SRD143R	13	14	10	15	23	15	5	20	28	24	54	144	365
Baytown Community Center	SRD144A	58	51	68	39	65	22	20	43	78	56	116	196	812
John Phelps Courthouse	SRD144J	7	6	15	14	6	1	1	10	4	10	26	43	143
John Phelps Courthouse	DTV144J	7	7	4	5	6	3	4	6	7	4	4	20	77
Iglesia Una Luz en Tu Camino	SRD144U	5	3	1	3	1	0	0	0	6	1	4	10	34
HCC Southeast College Building D	SRD145C	46	33	13	15	28	11	17	21	30	46	76	111	447
City of South Houston Municipal Court	SRD145H	5	5	1	2	0	0	0	3	5	5	5	21	52
Cleveland Ripley Neighborhood Center	SRD145R	9	8	3	8	5	7	1	10	18	12	49	53	183
Saint Philip Neri Catholic Church	SRD146C	4	0	1	1	3	1	5	1	9	5	14	24	68
Saint Philip Neri Catholic Church	DTV146C	8	7	12	4	5	4	8	9	9	6	18	37	127
Sunnyside Multi Service Center	SRD146S	21	27	28	59	57	29	17	62	95	63	136	242	836
Holiday Inn Houston NRG/Med Center	SRD146Z	24	37	34	33	46	23	25	54	82	61	136	238	793
Shrine of the Black Madonna Cultural and Event Center	SRD147D	9	10	11	9	17	20	5	33	31	24	53	107	329
West End Multi Service Center	SRD147E	17	27	28	26	24	51	22	38	44	64	84	207	632
Wheeler Avenue Baptist Church	SRD147S	7	6	9	11	15	12	4	13	20	21	37	103	258
Texas Southern University	SRD147T	12	5	12	9	8	3	2	11	11	9	12	46	140
University of Houston Student Center	SRD147U	19	14	19	14	13	7	1	22	18	12	31	47	217
Sheraton Houston Brookhollow Hotel	SRD148B	10	8	12	6	12	13	10	10	17	30	38	104	270
The Grand Tuscany Hotel	SRD148H	11	11	7	8	12	1	7	16	31	29	59	125	317
Moody Park Community Center	SRD148M	26	23	27	35	44	33	16	31	54	37	96	132	554
Moody Park Community Center	DTV148M	7	12	11	14	5	17	4	15	11	7	18	58	179
Houston Community College Northline Campus	SRD148N	4	5	4	3	3	1	2	8	4	1	13	13	61
SPJST Lodge Num 88	SRD148S	44	57	75	61	91	100	52	100	122	139	226	444	1,511
Alief ISD Administration Building*	SRD149B	59	50	46	55	62	79	39	76	86	67	176	249	1,044
HCC Alief Center	SRD149H	9	10	6	8	13	9	5	22	23	12	38	48	203
HCC Alief Center	DTV149H	12	7	4	6	6	12	4	10	10	6	26	38	141



OFFICE OF ISABEL LONGORIA ELECTIONS ADMINISTRATOR HARRIS COUNTY ★ STATE OF TEXAS

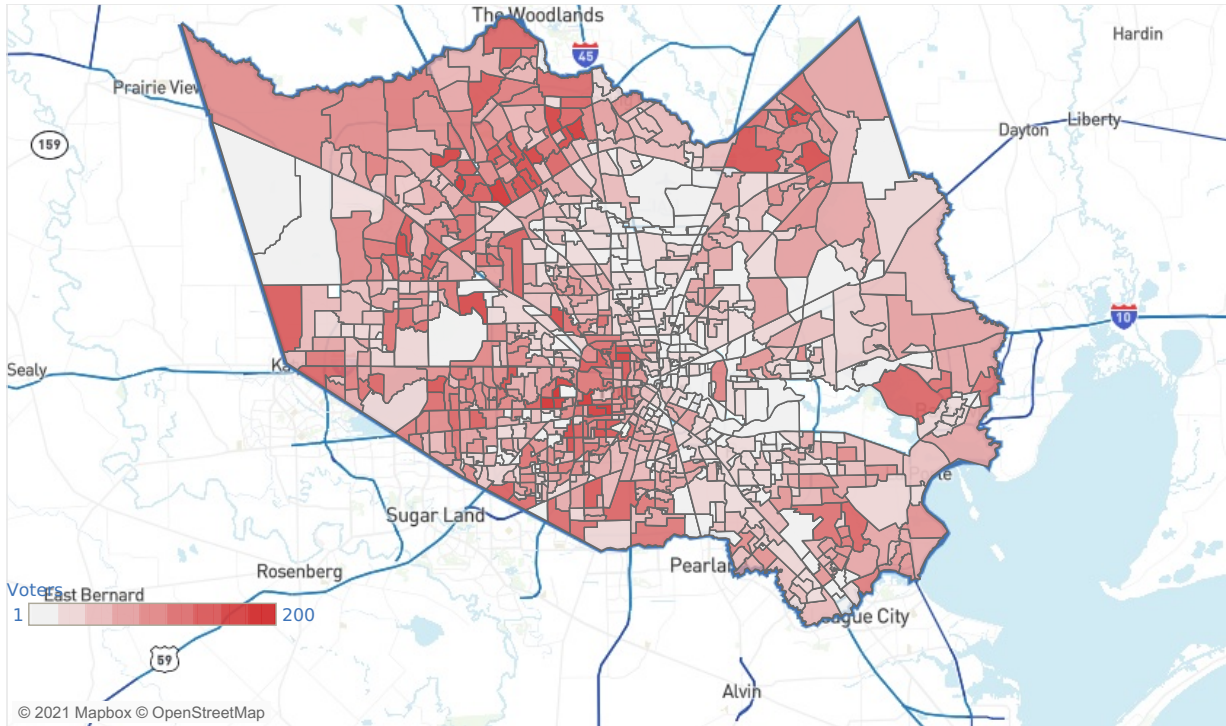


DAILY RECORD OF EARLY VOTING - UNOFFICIAL TOTALS
NOVEMBER 2, 2021 - JOINT GENERAL AND SPECIAL ELECTIONS
*****UNOFFICIAL ELECTION TOTALS*****

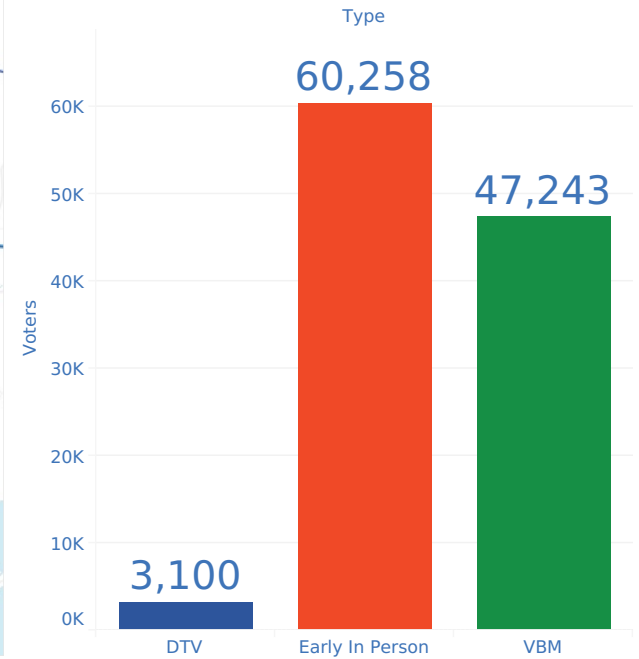
Location	SRD/DTV	Monday	Tuesday	Wednesday	Thursday	Friday	Saturday	Sunday	Monday	Tuesday	Wednesday	Thursday	Friday	Totals
		Oct-18	Oct-19	Oct-20	Oct-21	Oct-22	Oct-23	Oct-24	Oct-25	Oct-26	Oct-27	Oct-28	Oct-29	
		7am-7pm	7am-7pm	7am-7pm	7am-7pm	7am-7pm	7am-7pm	12pm-7pm	7am-7pm	7am-7pm	7am-7pm	7am-10pm*	7am-7pm	
Mission Bend Islamic Center	SRD149X	7	5	8	3	13	9	6	13	13	15	22	23	137
Big Stone Lodge	SRD150B	16	26	31	20	32	28	13	51	48	40	69	111	485
Above and Beyond Fellowship	SRD150C	15	25	27	24	22	18	7	49	43	43	83	149	505
Klein Multipurpose Center	SRD150K	84	138	120	108	135	100	36	105	143	164	362	706	2,201
Lone Star College Creekside	SRD150L	66	106	72	79	112	81	58	124	131	175	255	542	1,801
Hosanna Lutheran Church	SRD150X	8	13	7	4	10	3	2	8	18	14	47	60	194
Early in Person Voters:		2,622	2,958	2,892	3,051	3,867	2,855	1,656	4,631	5,689	5,378	9,858	17,901	63,358
Mail Ballots Returned:		29,005	2,157	2,063	1,580	1,712	0	0	2,254	2,582	2,625	1,910	1,355	47,243
Total Early Voters:		31,627	5,115	4,955	4,631	5,579	2,855	1,656	6,885	8,271	8,003	11,768	19,256	110,601
Ballots Mailed:		83,909	107	260	196	146	0	0	37	5	4	1	0	84,665

*24 Hour polling location, October 28, 2021

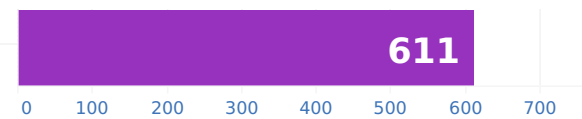
November 2, 2021 - Uniform Election *UNOFFICIAL ELECTION TOTALS* Data Updated 8:09 PM



Voters By Type



Extended Hours Voters



In Person and Drive Thru Voters Per Hour

